

SUPPORT CONNECT KNOWLEDGE SERIES

Augment Your Problem-solving Capability

SEPTEMBER | EDITION 107



Welcome to the Finacle Global Support fortnightly knowledge bulletin! We're here to offer solutions for common challenges, share valuable tips, provide knowledge bytes, and keep you updated. Each edition is meticulously curated to ensure we share best practices and known resolutions. In this issue, you'll find the following articles:

- **Skip Validations for System Only Accounts for Channels**
- **Retail User Joint Account Workflow Maintenance – Part 2**

So, let's start reading!

Skip Validations for System Only Accounts for Channels

Product: Finacle Core Banking | **Version:** 10.x and above

A financial institution may have a requirement to allow system only accounts for certain channel requests such as **XferTrnAdd API** or **loan disbursement service**.

SKIP_SYSTEMONLY_VAL_FI is a **COMT** parameter that can be used to address such requirements, to skip the validation for system only accounts when there is a transaction initiated by **FI** or **Connect 24**.

If the **SKIP_SYSTEMONLY_VAL_FI** parameter

- Is set to 'Y', the check for system only accounts will be skipped
- Is set to 'N' or Null, the system only accounts validation won't be skipped

Here, parameter needs to be set in the **COMT** menu as below.

Function	Module ID	Customer Option ID	Customer Option Value
INQUIRE	General	SKIP_SYSTEMONLY_VAL_FI	Y

Customer Option Description: SKIP SYSTEM ONLY ACCOUNT VALIDATION FOR CHANNELS

Module ID: General

Customer Option Value: Y

Customer Option Value: Select

Data Type: CHAR

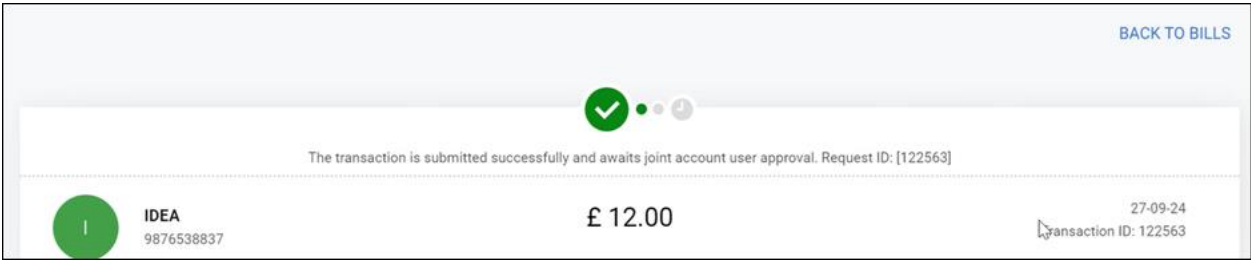
Retail User Joint Account Workflow Maintenance – Part 2

Product: Finacle Online Banking | **Version:** 11.0.x onwards

Use of Functionality:

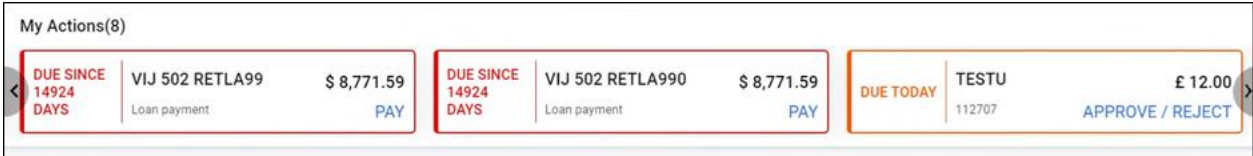
Transaction Initiation by User 1:

- User will normally initiate the transaction, on successful validation the transaction request is created, and the user is shown the below screen

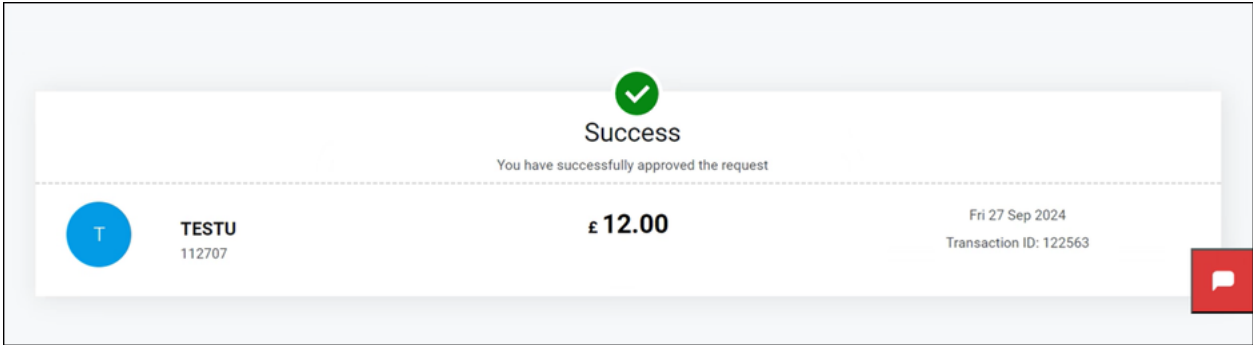


Approval by Other Account holders

- Other account holders will be able to view and approve the transaction in the Approval Queue



- When the final approver approves the transaction, then request is processed



Bookmark These Important URLs!

The revamped Finacle Support Center is now accessible through these URLs. Bookmark them for easy access and login!

- Customer Access and Login:** <https://support.finacle.com>
- Partner Access:** <https://support.finacle.com/partners>

Other important links for your reference: **Finacle Knowledge Center** - <https://docs.finacle.com/en/signin>

What would like to learn about?
Write to us:
finaclesupport@edgeverve.com

Infosys® | **Finacle**

Better Inspires Better
www.finacle.com